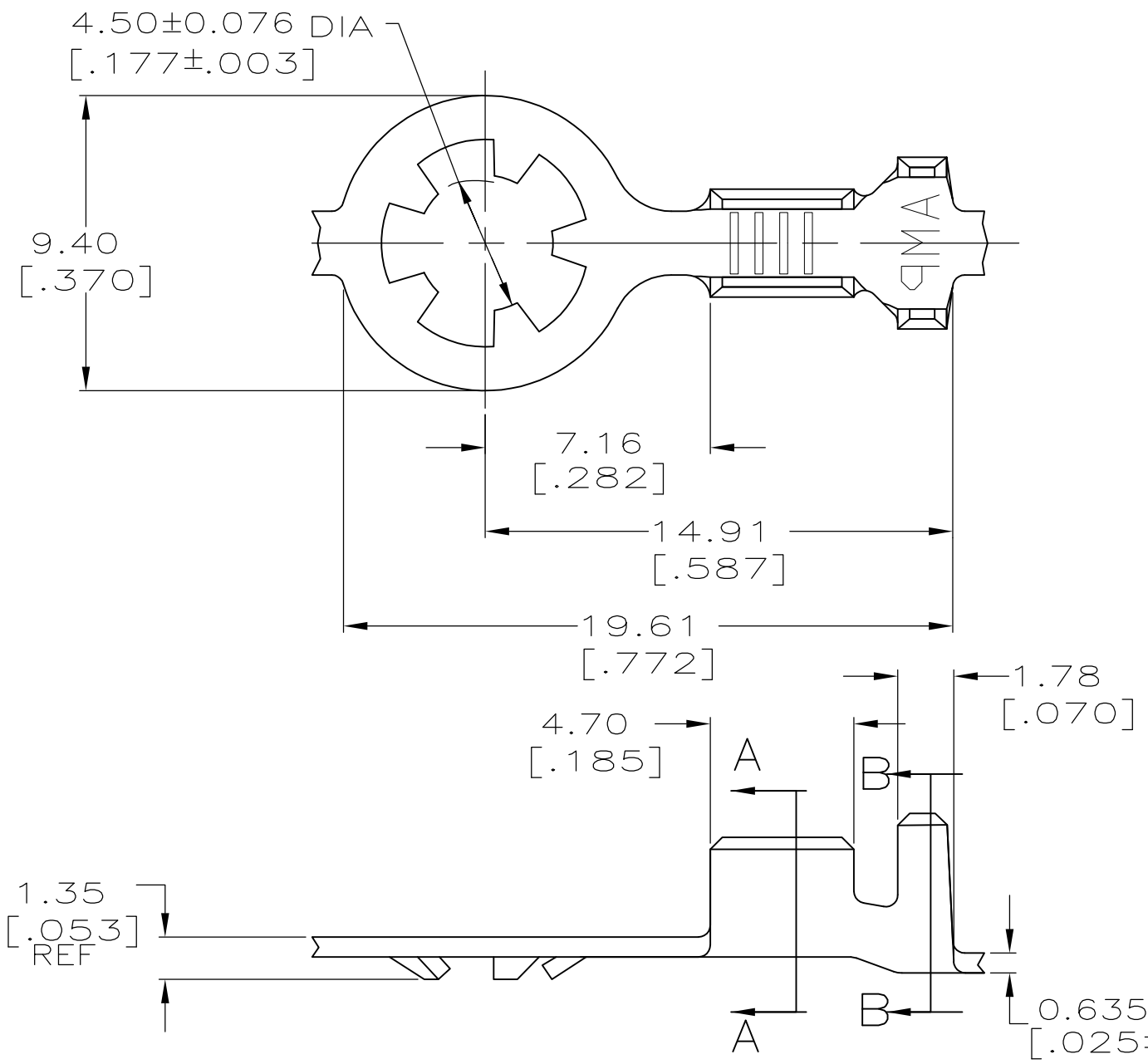
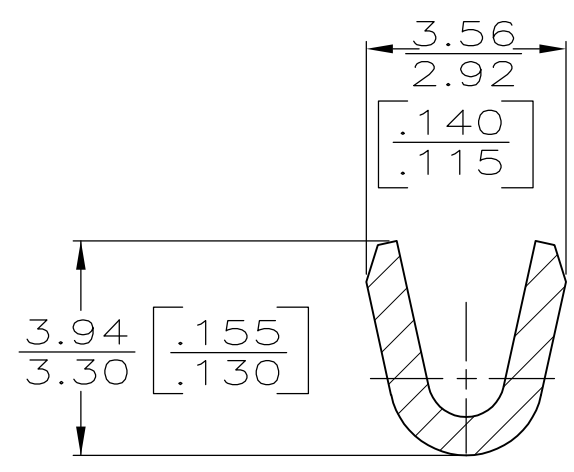


THIS DRAWING IS UNPUBLISHED. RELEASED FOR PUBLICATION
 © COPYRIGHT BY TYCO ELECTRONICS CORPORATION. ALL INTERNATIONAL RIGHTS RESERVED.

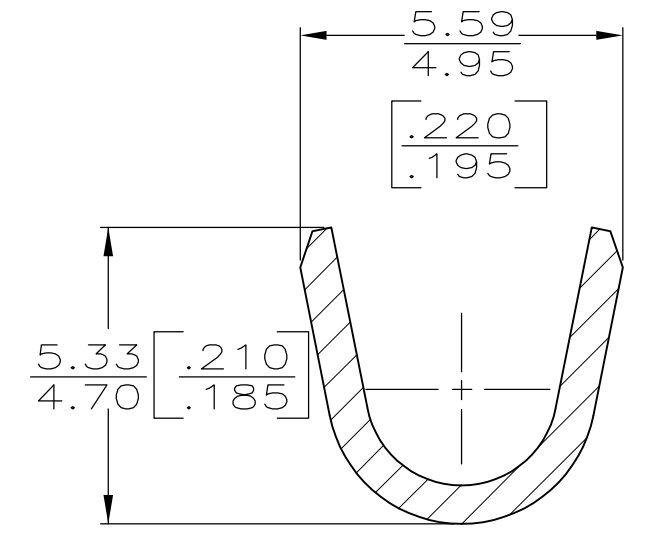
LOC	DIST	REVISIONS					
AF	50	P	LTR	DESCRIPTION	DATE	DWN	APVD
		G		REVISED PER ECR-08-008189	24NOV08	HMR	DD



- 1 CONTINUOUS STRIP ON REELS
- △ 2 TIN PLATING.
- 3 PARTS TO BE REELED WITH INTERLEAVE PAPER.



SECTION A-A
SCALE 8:1



SECTION B-B
SCALE 8:1

METRIC

F	4.57 [.180]	6.35 [.250]	F	2.54 [.100]	2.11 [.083]	1.3mm ² [16]
					1.96 [.077]	0.8mm ² [18]
					1.85 [.073]	0.5mm ² [20]
					1.80 [.071]	0.3mm ² [22]
TYPE	WIDTH	STRIP LENGTH ±0.38 [±.015]	TYPE	WIDTH	±0.051 [±.002] HEIGHT	WIRE
INSUL BARREL CRIMP			WIRE BARREL CRIMP			

△ 2	2.54-3.56 [.100-.140]	0.3mm ² - 1.3mm ² [22-16] AWG	61436-2 61436-1
FINISH	INSULATION RANGE	WIRE SIZE	PART NO
THIS DRAWING IS A CONTROLLED DOCUMENT.		DWN P FORTNEY 3/1/90	
DIMENSIONS: mm [INCHES]		CHK JR RUTH 3/2/90	
TOLERANCES UNLESS OTHERWISE SPECIFIED:		APVD G YETTER 3/5/90	
0 PLC ± -		NAME	
1 PLC ± -		Tyco Electronics	
2 PLC ± -		Tyco Electronics Corporation	
3 PLC ± 0.38 [.015]		Harrisburg, PA 17105-3608	
4 PLC ± -		RING	
ANGLES ± -		SIZE	
MATERIAL #4 HARD BRASS		CAGE CODE	
FINISH SEE TABLE		DRAWING NO	
		RESTRICTED TO	
CUSTOMER DRAWING		A3 00779 C-61436	
SCALE 5:1		SHEET 1 OF 1	
REV G			